

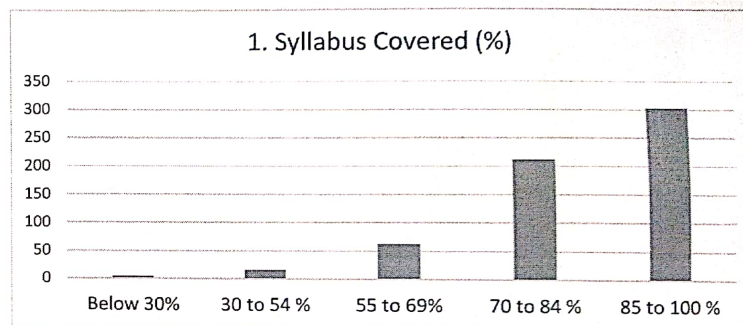
**TERNA ENGINEERING COLLEGE, NERUL,
NAVI MUMBAI**

Student Satisfaction Survey

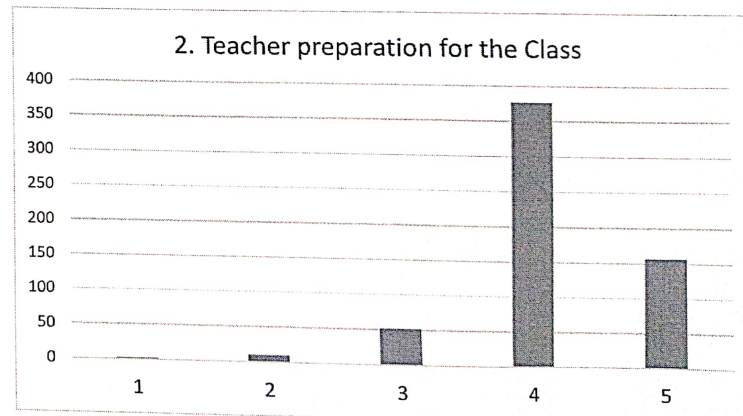
2.7.1

Overall Departmental Analysis For STUDENT SATISFACTION SURVEY

1	How much of the syllabus was covered in the class?					
	Options	Below 30%	30 to 54 %	55 to 69%	70 to 84 %	85 to 100 %
	Response	4	16	63	212	303
	Percentage %	0.67	2.68	10.54	35.45	50.67
	Remark	50.67 % of students are agreed on 85 to 100 % syllabus was covered in the class where 35.45 % of students are agreed on 70 to 84% syllabus completion				



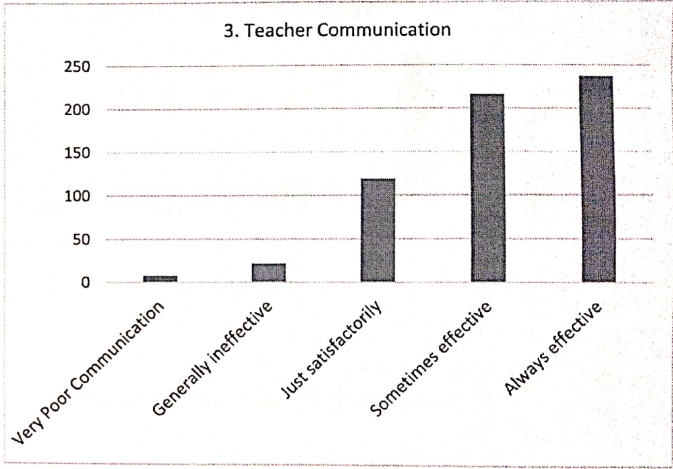
2	How well did the teachers prepare for the classes?					
	Options	Won't teach at all	Indifferentl y	Poorly	Satisfactor y	thoroug hly
	Response	2	10	52	377	157
	Percentage %	0.33	1.67	8.70	63.04	26.25
	Remark	63.04 .% of students are agreed on teachers satisfactorily prepare for the classes where 26.25 % of students are agreed on thoughly				



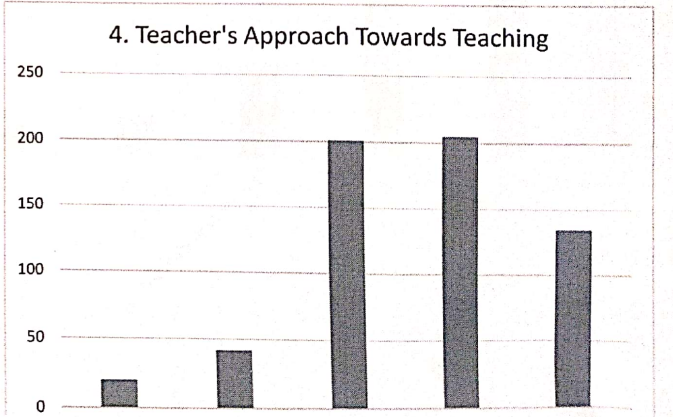
[Handwritten signature]

PRINCIPAL
TERNA ENGINEERING COLLEGE
NERUL NAVI MUMBAI - 400 706.

3 How well were the teachers able to communicate?					
Options	Very Poor Communication	Generally ineffective	Just satisfactorily	Sometimes effective	Always effective
Response	8	22	119	216	237
Percentage %	1.34	3.68	19.90	36.12	39.63
Remark	39.63 % of students are agreed on the teachers are always effective able to communicate where 36.12 % of students are agreed on sometime effective				



4 The teacher's approach to teaching can best be described as					
Options	Poor	Fair	Good	Very good	Excellent
Response	20	42	201	205	135
Percentage %	3.34	7.02	33.61	34.28	22.58
Remark	34.28 % of students are agreed on The teacher's approach to teaching can best be described very good where 22.58 % of students are agreed on Excellent				

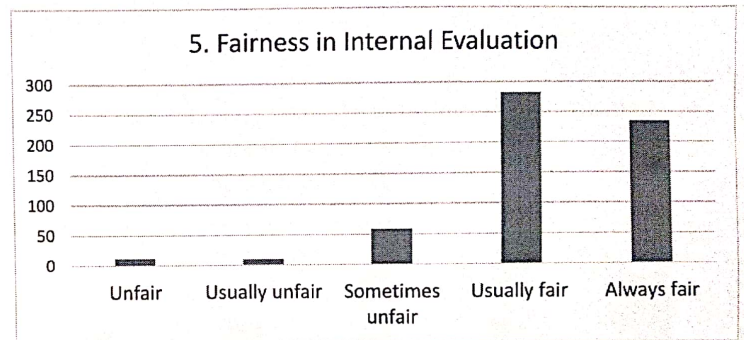


[Handwritten signature]

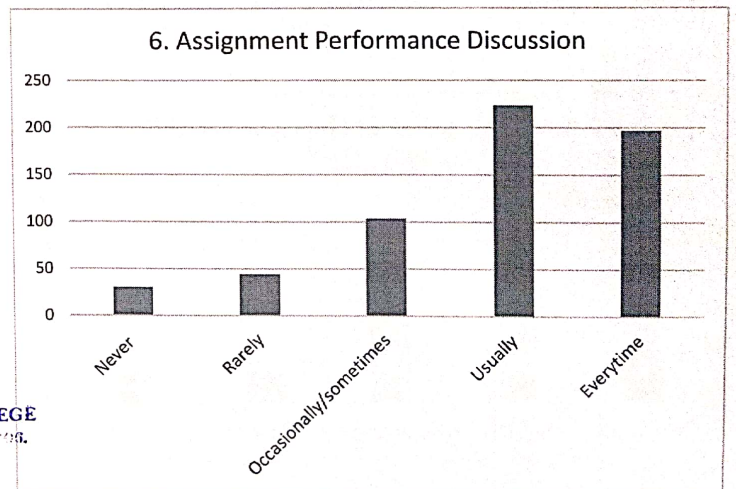
[Handwritten signature]

PRINCIPAL
TERNA ENGINEERING COLLEGE
NERUL NAVI MUMBAI - 400 708.

5 Fairness of the internal evaluation process by the teachers					
Options	Unfair	Usually unfair	Sometimes unfair	Usually fair	Always fair
Response	12	10	59	282	235
Percentage %	2.01	1.67	9.87	47.16	39.30
Remark	47.16 % of students are agreed on usually Fairness of the internal evaluation process by the teachers where 39.30 % of students are agreed on Always fair				



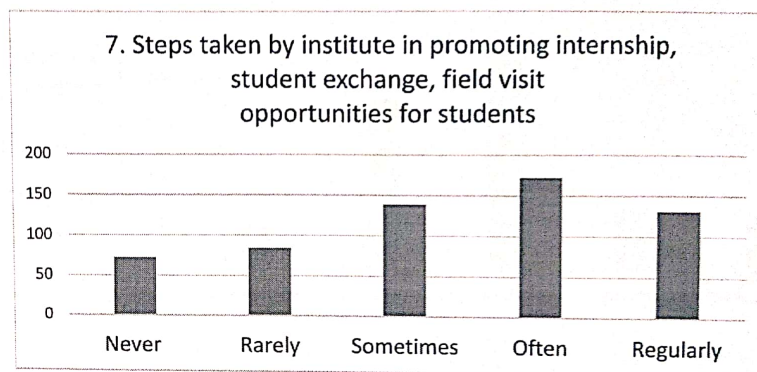
6 Was your performance in assignments discussed with you?					
Options	Never	Rarely	Occasionally/sometimes	Usually	Every time
Response	30	44	104	224	197
Percentage %	5.02	7.36	17.39	37.46	32.94
Remark	37.46 % of students are agreed on performance in assignments discussed usually with where 32.94% of students are agreed on every time				



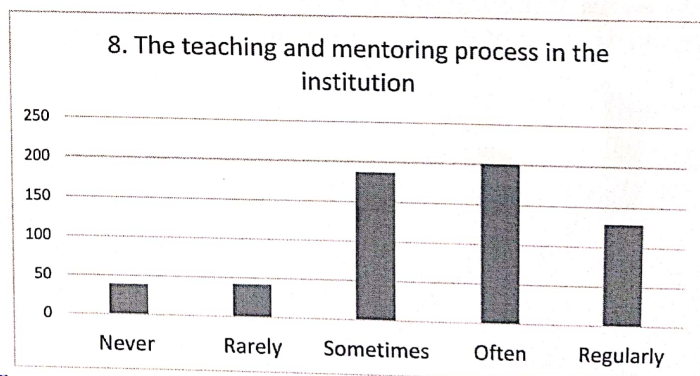
[Handwritten signature]

PRINCIPAL
TERNA ENGINEERING COLLEGE
NERUL, NAVI MUMBAI - 401 006.

7	The institute takes active interest in promoting internship, student exchange, field visit opportunities for students.				
Options	Never	Rarely	Sometimes	Often	Regularly
Response	72	84	139	172	131
Percentage %	12.04	14.05	23.24	28.76	21.91
Remark	21.91 % of students are agreed on The institute takes active interest in promoting internship, student exchange, field visit				



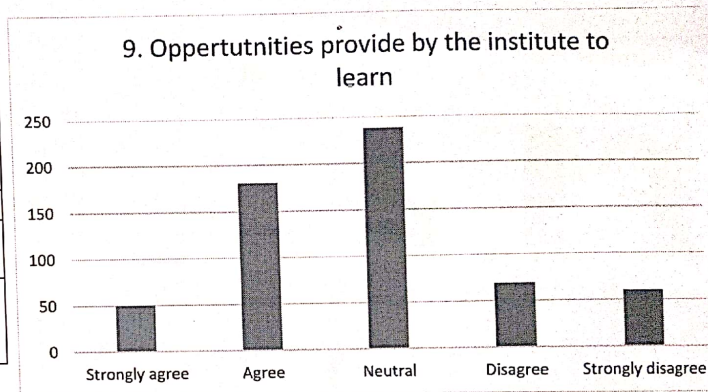
8	The teaching and mentoring process in your institution				
Options	Never	Rarely	Sometimes	Often	Regularly
Response	39	42	187	201	129
Percentage %	6.52	7.02	31.27	33.61	21.57
Remark	33.61% of students are agreed on often teaching and mentoring process in your institution where 21.57 % of students are agreed on regularly.				



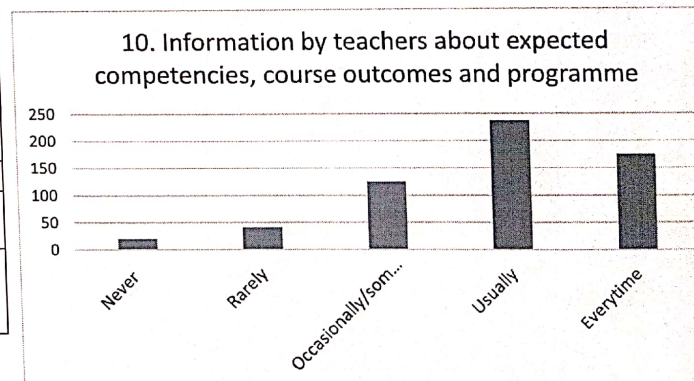
[Signature]

PRINCIPAL
TERNA ENGINEERING COLLEGE
NERUL NAVI MUMBAI - 400 706.

9 The institution provides multiple opportunities to learn and					
Options	Strongly agree	Agree	Neutral	Disagree	Strongly disagree
Response	50	181	238	69	60
Percentage %	8.36	30.27	39.80	11.54	10.03
Remark	30.27 % of students are agreed on the institution provides multiple opportunities to learn and where 39.80 % of students are agreed on Neutral opportunities				



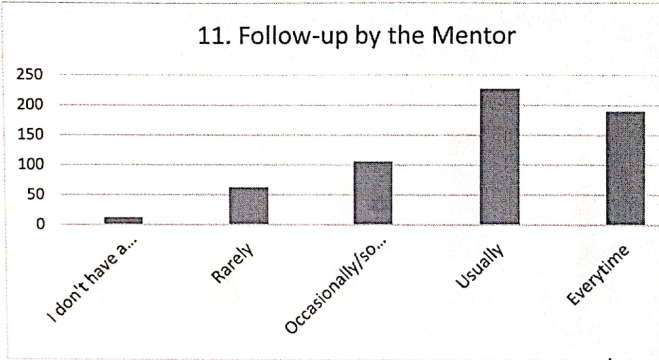
10 Teachers inform you about your expected competencies, course outcomes and programme					
Options	Never	Rarely	Occasionally/sometimes	Usually	Everytime
Response	20	41	125	237	175
Percentage %	3.34	6.86	20.90	39.63	29.26
Remark	39.63 % of students are agreed on usually Teachers inform you about your expected competencies, course outcomes and program where 29.26 % of students are agreed on everytime.				



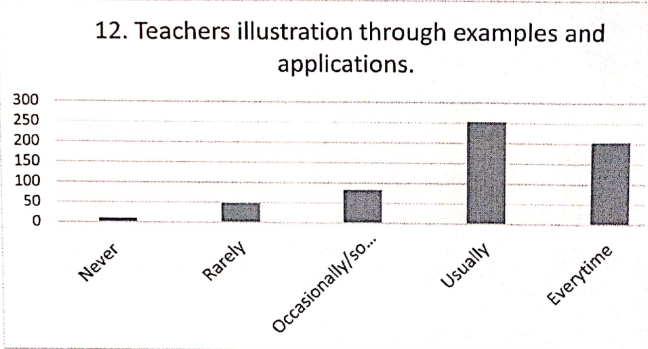
[Handwritten signature]

PRINCIPAL
TERNA ENGINEERING COLLEGE
 NERUL, NAVI MUMBAI - 400 706.

11 Your mentor does a necessary follow-up with an assigned					
Options	I don't have a mentor	Rarely	Occasionally / sometimes	Usually	Everytime
Response	12	63	106	227	190
Percentage %	2.01	10.54	17.73	37.96	31.77
Remark	37.96% of students are agreed on Usually mentor does a necessary follow-up with an assigned where 31.77 % of students are agreed on Everytime				



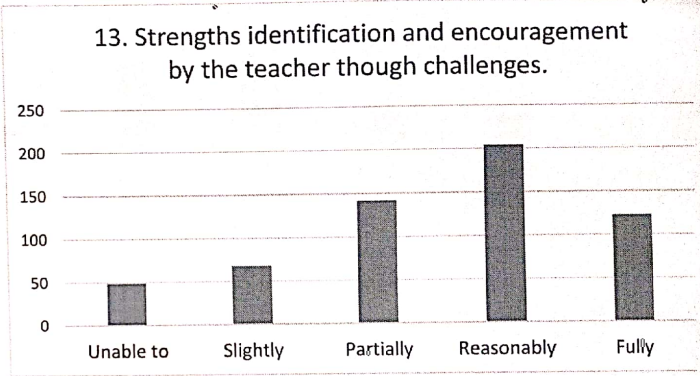
12 The teachers illustrate the concepts through examples and applications.					
Options	Never	Rarely	Occasionally /sometimes	Usually	Everytime
Response	10	48	83	253	204
Percentage %	1.67	8.03	13.88	42.31	34.11
Remark	42.31 % of students are agreed on usually The teachers illustrate the concepts through examples and applications where 34.11% of students are agreed on Everytime				




[Handwritten signature]


PRINCIPAL
TERNA ENGINEERING COLLEGE
NERUL NAVI MUMBAI - 400 706.

13	The teachers identify your strengths and encourage you with providing right level of challenges.					
	Options	Unable to	Slightly	Partially	Reasonably	Fully
	Response	49	68	142	204	123
	Percentage %	8.19	11.37	23.75	34.11	20.57
	Remark	34.11% of students are agreed on Reasonably The teachers identify your strengths and encourage you with providing right level of challenges where 20.57 % of students are agreed on Fully				

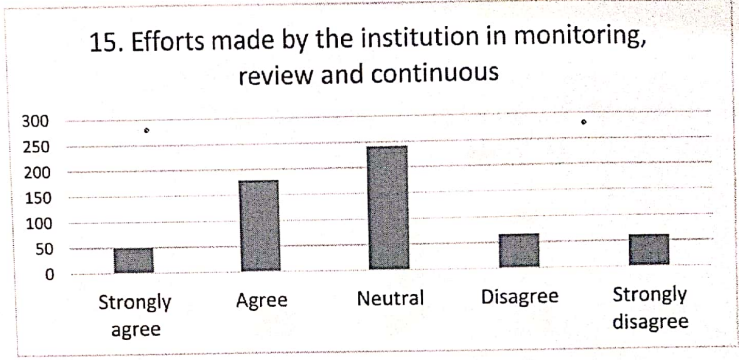


14	Teachers are able to identify your weaknesses and help you to overcome them					
	Options	Never	Rarely	Occasionally/sometimes	Usually	Everytime
	Response	54	75	142	204	123
	Percentage %	9.03	12.54	23.75	34.11	20.57
	Remark	34.11% of students are agreed on usually Teachers are able to identify your weaknesses and help you to overcome them where 20.57 % of students are agreed on Everytime				

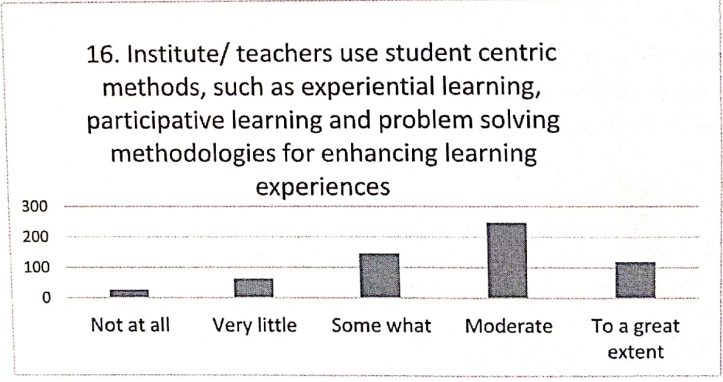



PRINCIPAL
 TERNA ENGINEERING COLLEGE
 NERUL NAVI MUMBAI - 400 705.

15	The institution makes effort to engage students in the monitoring, review and continuous				
Options	Strongly agree	Agree	Neutral	Disagree	Strongly disagree
Response	50	179	242	66	61
Percentage %	8.36	29.93	40.47	11.04	10.20
Remark	29.93% of students are agreed on The institution makes effort to engage students in the monitoring, review and continuous where 40.47 % of students are neutral				

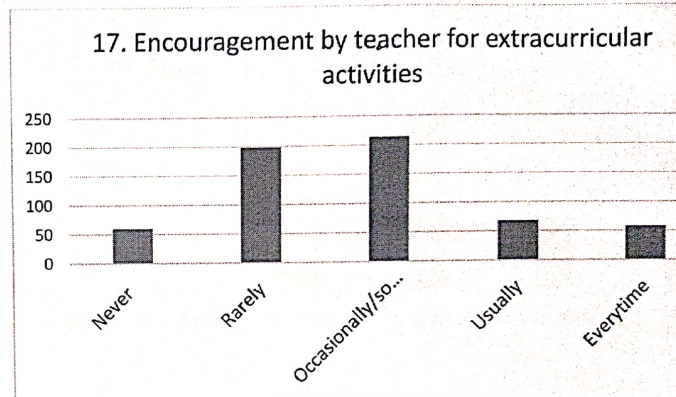


16	The institute/ teachers use student centric methods, such as experiential learning, participative learning and problem solving methodologies for enhancing learning experiences.				
Options	Not at all	Very little	Some what	Moderate	To a great extent
Response	25	62	145	247	119
Percentage %	4.18	10.37	24.25	41.30	19.90
Remark	41.30 % of students are agreed on The institute/ teachers use student centric methods, such as experiential learning, participative learning and problem solving methodologies for enhancing learning experiences where 23.01 % of students are on to great extent				

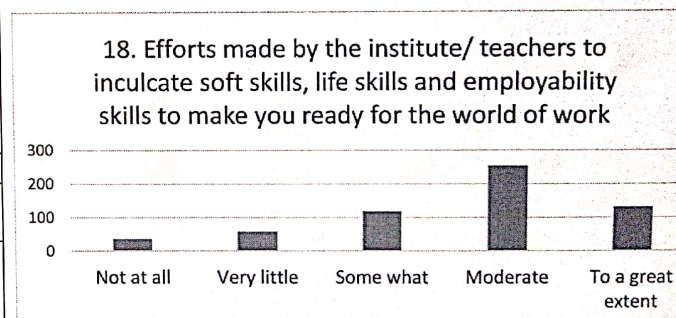


PRINCIPAL
YERNA ENGINEERING COLLEGE
NERUL NAVI MUMBAI - 400 708.

17 Teachers encourage you to participate in extracurricular activities.					
Options	Never	Rarely	Occasionally/sometimes	Usually	Everytime
Response	60	198	214	68	58
Percentage %	10.03	33.11	35.79	11.37	9.70
Remark	11,37 % of students are agreed on usually Teachers encourage you to participate in extracurricular activities where 35.79 % of students are agreed on occasionally or sometimes				



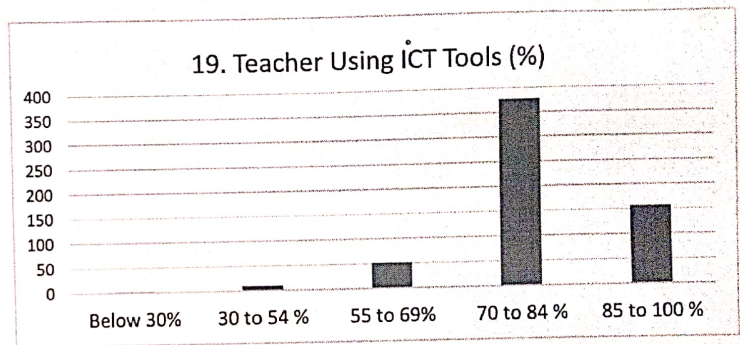
18 Efforts are made by the institute/ teachers to inculcate soft skills, life skills and employability skills to make you ready for the world of work.					
Options	Not at all	Very little	Some what	Moderate	To a great extent
Response	36	58	119	253	132
Percentage %	6.02	9.70	19.90	42.31	22.07
Remark	42.31 % of students are agreed on Efforts are made by the institute/ teachers to inculcate soft skills, life skills and employability skills to make you ready for the world of work.				



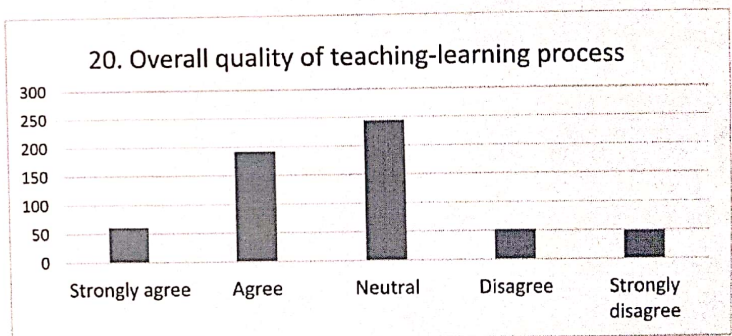
[Handwritten signature]

PRINCIPAL
TERNA ENGINEERING COLLEGE
NERUL NAVI MUMBAI - 400 705.

19	What percentage of teachers use ICT tools such as LCD projector, Multimedia, etc. while teaching.				
Options	Below 30%	30 to 54 %	55 to 69%	70 to 84 %	85 to 100 %
Response	34	38	97	193	237
Percentage %	5.69	6.35	16.22	32.27	39.63
Remark	39.63 % of students are agreed on 85 to 100 % percentage of teachers use ICT tools such as LCD projector, Multimedia, etc. where 32,27 % of students are agreed on 70 to 84% of teachers				



20	The overall quality of teaching-learning process in your institute is very good.				
Options	Strongly agree	Agree	Neutral	Disagree	Strongly disagree
Response	61	192	244	52	49
Percentage %	10.20	32.11	40.80	8.70	8.19
Remark	32.11 % of students are agreed on The overall quality of teaching-learning process in your institute is very good where 40.80 % of students are neutral				



PRINCIPAL
TERNA ENGINEERING COLLEGE
 NERUL NAVI MUMBAI - 400 706.